


PRO-POINTER® AT



GARRETT OWNER'S MANUAL
METAL DETECTORS

Powering On

Press and release the button (10) while holding the detector away from any metallic objects. You will hear 2 beeps and the LED (5) will remain on.

Powering Off

Press and hold the button for a half second until you hear a single beep (or single vibration in Silent Mode), indicating power down.

Changing Settings

The *Pro-Pointer AT* has three Sensitivity settings and two detection settings: Audio-plus-Vibrate or Vibrate-only (silent).

To enter adjustment mode, press and hold the button (10) for 2 seconds—indicated by a single beep followed by a dual-tone beep and flashing LED. (Note: In Silent Mode, beeps are replaced by vibration pulses.)


The first button press after entering adjustment mode indicates the current setting. Repeatedly press the button to cycle through the 6 settings:

- 1 beep = minimum Sensitivity, with audio
- 2 beeps = medium Sensitivity, with audio (Default setting)
- 3 beeps = maximum Sensitivity, with audio
- 1. vibrate = minimum Sensitivity/Silent
- 2 vibrate = medium Sensitivity/Silent
- 3 vibrate = maximum Sensitivity/Silent


To exit adjustment mode, press and hold the button for 2 seconds—indicated by a dual-tone beep (dual vibrate in Silent Mode), or wait 5 seconds for automatic exit.

FEATURES

- 10 ON/OFF, Retune, Adjust Button
- 20 Pinpointing Tip
- 30 360° Side-Scan Area
- 40 Exclusive Scraping Blade
- 50 LED Flashlight
- 60 Waterproof Speaker
- 70 Lanyard Attachment Loop
- 80 Sealed Battery Cover
- 90 Ruler in Inches and Centimeters



(Reverse side of pinpointer)



Notes:

- Lower Sensitivity settings are recommended to prevent detection of highly mineralized grounds.
- Detection remains operable during the adjustment mode.
- Settings will be remembered when the unit is switched off and back on.

Fast Retune for Mineralized Ground

To tune out the detection of saltwater, wet sand or highly mineralized ground, hold the tip of the *Pro-Pointer AT* to the water, sand or soil and quick-press the button (10) for an instant Retune.

If necessary, repeat this Fast Retune to further eliminate any environmental response. Note: An alternate means of eliminating the ground response is to reduce Sensitivity.



Fast Retune feature quickly tunes out mineralized ground, saltwater, wet sand, and other challenging environments.

Precisely Pinpointing Large Targets

Slowly scan toward the object until the response increases to full/constant alarm. Then quick-press the button to instantly retune and narrow the detection field. Continue scanning toward the object to find its precise location. Repeat this Fast Retune to further narrow detection field as needed.

Lost Pinpointer Alarm

After 5 minutes of being ON without a button press, the *Pro-Pointer AT* will begin emitting progressively faster warning chirps for 60 minutes. Press the power button to reset.

Auto-Off Feature

After one hour of warning chirps, the *Pro-Pointer AT* will power off automatically.

Scraping Blade

This rugged edge is ideal for sifting through dirt while searching for the target. The *Pro-Pointer AT*'s 360°-side-scan detection allows the detector to alarm when the blade is passed in close proximity to a metallic target.


Lanyard Attachment Clip

Use to attach the *Pro-Pointer AT* to your belt, digging pouch or your detector (if desired).

Holster

Secure to any standard size belt. A metal snap within the holster will cause the pinpointer to alarm if put away while powered on.

- Because the *Pro-Pointer AT* is a static, non-motion detector, optimum operation is achieved when the unit is switched off between uses.
- Avoid using the *Pro-Pointer AT* as a digging or prying tool. It is designed for flat side-scanning and precise pinpointing with its tip. It is not intended to be used with excessive force.
- For water use, do not exceed 20 feet (6 meters) depth. Make sure the battery cap threads are free of sand, sediment, etc. and that O-ring is periodically lubricated with silicone grease to maintain a tight seal.
- To remove dried dirt, mud or other debris from the unit, simply hand wash it with soap, water, and a soft cloth. Do not use any type of abrasive or chemical cleaners which could scratch or erode its surface.



Ruler

The *Pro-Pointer AT* has a ruler molded into its exterior to measure a target's depth in either centimeters or inches.

Low Battery Alarm

When the battery becomes low, the detector will sound an alternating dual-tone alarm. Replace the 9V battery as soon as possible.

Battery Replacement

Simply rotate the battery cover counterclockwise to remove and clockwise to tighten by hand. To properly install the 9V battery, match the larger battery terminal to the larger opening in the compartment. Remove the battery when the unit is to be stored more than 30 days.

Operational Information and Tips

- Operation is completely automatic. All metals will be detected including ferrous and non-ferrous.
- When a target is detected, the *Pro-Pointer AT* will produce an audio and/or vibration alert. The rate of the pulsing audio and vibrations increase proportionately as the pinpointer is moved closer to a metallic target.
- Maximum detection of very small targets is obtained against the side about 1/2" from the tip.
- To avoid canceling out a target, do not turn on the *Pro-Pointer AT* while it is adjacent to the target.



**MADE IN
THE USA**

The Garrett *Pro-Pointer AT* is manufactured in the United States of America and in accordance with Garrett's ISO 9001 internationally certified Quality Management System and meets the following international standards:

- FCC • CE • RoHS • ICNIRP • IEC 529-IP 68

SPECIFICATIONS

Model Name:	Garrett <i>Pro-Pointer</i> ® AT
Model Number:	1140900
Operating Temperatures:	-35°F (-37°C) to 158°F (70°C)
Operating Frequency:	11.5 kHz
Waterproof Rating:	20 foot (6 meter) maximum depth; IP 68
Tuning:	Automatic or manual retune
Indicators:	Proportional audio/vibration pulse rate
Controls:	Power, Retune, Adjust switch
Dimensions:	Length: 9" (22.9 cm) Thickness: 1.5" (3.8 cm) tapered to .875" (2.2 cm)
Weight:	6.5 oz. (0.2 kg.), with battery in
Battery:	Single 9V (included)
Battery Life:	Carbon: 16 hours Alkaline: 30 hours Rechargeable: 8 hours
Warranty:	2 Years, Limited Parts/Labor
Patent Information:	US 7,575,065; D583,261 and patents pending



Garrett Metal Detectors, garrett.com and *PRO-POINTER AT* are trademarks and registered trademarks of Garrett Electronics Inc. © 2018 Garrett Metal Detectors. 1538800.D.0418